















SUMMER 2017 SEMESTER CALENDAR

 Georgia State University	THREE WEEK Classes and Exam Dates May 8 — Jun 2	PC NURSING FIRST HALF Classes and Exam Dates May 8 — Jun 8	 Georgia State University	PC FIRST HALF Classes and Exam Dates Jun 5 — Jun 28	SIX WEEK Classes and Exam Dates Jun 5 — Jul 22	SEVEN WEEK Classes and Exam Dates Jun 5 — Jul 29	PC NURSING SECOND HALF Classes and Exam Dates Jun 20 — Jul 20	PC SECOND HALF Classes and Exam Dates Jun 29 — Jul 27
Summer 2017 Schedule of Classes available on PAWS	Feb 13	Feb 13	Summer 2017 Schedule of Classes available on PAWS	Feb 13	Feb 13	Feb 13	Feb 13	Feb 13
REGISTRATION BEGINS	Feb 27 — May 7	Feb 27 — May 7	REGISTRATION BEGINS	Feb 27 — Jun 2	Feb 27 — Jun 2	Feb 27 — Jun 2	Feb 27 — Jun 2	Feb 27 — Jun 2
Financial Aid Priority Application Deadline	Mar 24	Mar 24	Financial Aid Priority Application Deadline	Mar 24	Mar 24	Mar 24	Mar 24	Mar 24
Cross Registration Application Deadline	Apr 15		Cross Registration Application Deadline		Apr 15	Apr 15		
Tuition Assistance Program (TAP) Registration begins	May 3	May 3	No Registration Permitted after 5:00 P.M.	May 9	May 9	May 9	May 9	May 9
CLASSES BEGIN	May 8	May 8	TUITION/FEE DUE: 3 week classes and PC Nursing First Half -or- a combination of PC Nursing First Half, PC Nursing Second Half, PC First Half, PC Second Half, 3, 6 & 7 week classes 12:00 P.M. Noon (In-person) 12:00 P.M. Noon (Online)	May 10 Registration Closed	May 10 Registration Closed	May 10 Registration Closed	May 10 Registration Closed	May 10 Registration Closed
LATE REGISTRATION BEGINS \$50 Late Fee for all initial class schedules or reinstatement of class schedules GSU 62 Registration begins (Exempt from \$50 Late fee)	May 8 — 9	May 8 — 9	Registration resumes at 8:00 A.M. via PAWS for PC First Half, PC Second Half, PC Nursing Second Half, 6 & 7 week classes. (\$50 Late Fee is not charged for initial class schedules)	May 11 — Jun 2	May 11 — Jun 2	May 11 — Jun 2	May 11 — Jun 2	May 11 — Jun 2
LATE REGISTRATION ENDS at 5:00 P.M. Course Adds and/or Drops no longer permitted after 5:00 P.M.	May 9	May 9	Tuition Assistance Program (TAP) Registration begins	May 31	May 31	May 31	May 31	May 31
TUITION/FEE DUE: 3 week classes and PC Nursing First Half -or- a combination of PC Nursing First Half, PC Nursing Second Half, PC First Half, PC Second Half, 3, 6 & 7 week classes 12:00 P.M. Noon (In-person) 12:00 P.M. Noon (Online)	May 10 Registration Closed	May 10 Registration Closed	CLASSES BEGIN	Jun 5	Jun 5	Jun 5		
WITHDRAWAL PERIOD begins at 8:00 A.M. via PAWS No refunds for partial withdrawals. Must be withdrawn from all classes including PC Nursing First Half, PC Nursing Second Half, PC First Half, PC Second Half, 3, 6 & 7 week classes to receive a refund.	May 11	May 11	LATE REGISTRATION BEGINS \$50 Late Fee for all initial class schedules or reinstatement of class schedules GSU 62 Registration begins (Exempt from \$50 Late fee)	Jun 5 — 9	Jun 5 — 9	Jun 5 — 9	Jun 5 — 9	Jun 5 — 9
MIDPOINT LAST DAY TO WITHDRAW Contact the University Advisement Center or the Office of Academic Assistance in your college for details or visit: http://registrar.gsu.edu/registration/withdrawals/	May 19	May 25	LATE REGISTRATION ENDS at 5:00 P.M. Course Adds and/or Drops no longer permitted after 5:00 P.M.	Jun 9	Jun 9	Jun 9	Jun 9	Jun 9
CLASSES END	May 27		Registration Closed	Jun 10 — 13	Jun 10 — 13	Jun 10 — 13	Jun 10 — 13	Jun 10 — 13
University Official Holiday (No Classes)	May 29	May 29	TUITION/FEE DUE: (Students registered in only PC First Half, PC Second Half, PC Nursing Second Half, 6 and/or 7 week classes) 5:00 P.M. (In-person) 5:00 P.M. (Online)	Jun 12	Jun 12	Jun 12	Jun 12	Jun 12
FINAL EXAMS	May 30 — Jun 2		WITHDRAWAL PERIOD begins at 8:00 A.M. via PAWS No refunds for partial withdrawals. Must be withdrawn from all classes including PC Nursing First Half, PC Nursing Second Half, PC First Half, PC Second Half, 3, 6 & 7 week classes to receive a refund.	Jun 14	Jun 14	Jun 14	Jun 14	Jun 14
CLASSES END		Jun 7	Immunization Holds begin for students who need to finalize immunization requirements	Jun 14	Jun 14	Jun 14	Jun 14	Jun 14
FINAL EXAMS		Jun 8	MIDPOINT LAST DAY TO WITHDRAW Contact the University Advisement Center or the Office of Academic Assistance in your college for details or visit: http://registrar.gsu.edu/registration/withdrawals/	Jun 14	Jun 30	Jun 30		
University Grade Submission Deadline: 5:00 p.m. via PAWS	Jun 6	Jun 15	CLASSES BEGIN				Jun 20	Jun 29
Grades available to students via PAWS after 5:00 p.m.	Jun 9	Jun 20	University Official Holiday (No Classes)		Jul 4	Jul 4	Jul 4	Jul 4
GPA and academic standing available on official transcript via PAWS after 5:00 p.m.	Aug 3	Aug 3	MIDPOINT LAST DAY TO WITHDRAW Contact the University Advisement Center or the Office of Academic Assistance in your college for details or visit: http://registrar.gsu.edu/registration/withdrawals/				Jul 6	Jul 11
Degree conferred and available on official transcript via PAWS after 5:00 p.m.	Aug 8	Aug 8	CLASSES END	Jun 27	Jul 17 Only those classes that were canceled for the July 4th holiday are held	Jul 24 Only those classes that were canceled for the July 4th holiday are held	Jul 19	Jul 25
			FINAL EXAMS	Jun 28	Jul 18 — 22	Jul 25 — 29	Jul 20	Jul 27
			University Grade Submission Deadline: 5:00 p.m. via PAWS	Jun 29	Aug 1	Aug 1	Aug 1	Aug 1
			Grades available to students via PAWS after 5:00 p.m.	Jul 5	Aug 3	Aug 3	Aug 3	Aug 3
			GPA and academic standing available on official transcript via PAWS after 5:00 p.m.	Aug 3	Aug 3	Aug 3	Aug 3	Aug 3
			Degree conferred and available on official transcript via PAWS after 5:00 p.m.	Aug 8	Aug 8	Aug 8	Aug 8	Aug 8