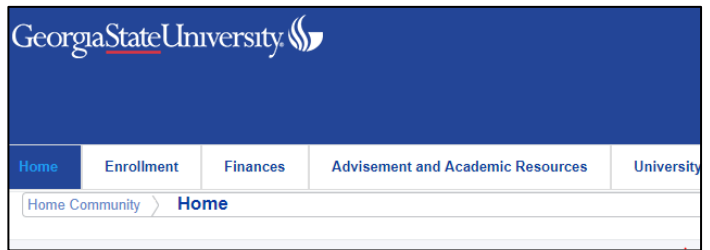
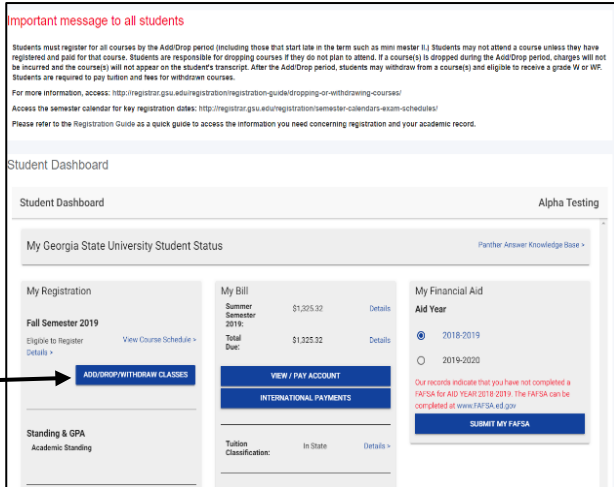


## How To Register

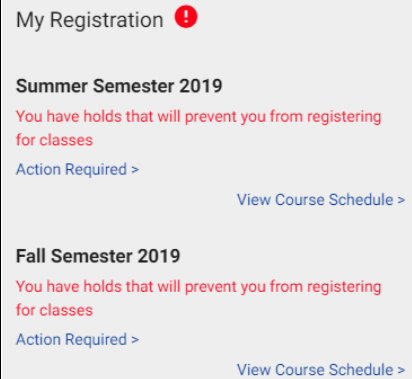
1.) Go to PAWS and sign in <http://pawsportal.gsu.edu>



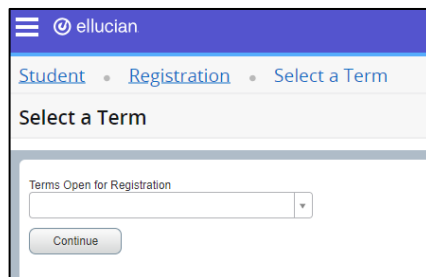
2.) Scroll down to your Student Dashboard. Click the “Add/Drop/Withdraw Classes” button.



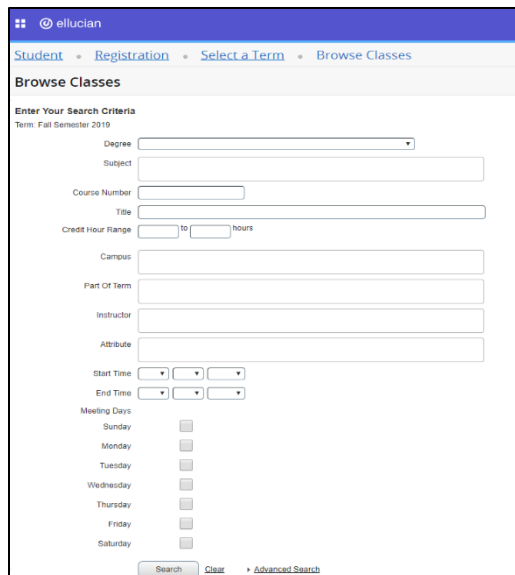
\*If you have holds on your account, you will be prompted to Take Action to remove the holds before you can register for classes.



3.) Select the term that you want to register classes and click Continue



4.) Select the Degree, Subject, and other search parameters and click Search at the bottom of the page.



5.) Find the course you want to register and click Add. This will put the course in your queue - **You must click Submit to officially register for the course.**

The screenshot shows a 'Summary' window with a table of courses. The first row is 'INTRO TO ANTHROPOLOGY' with status 'Pending' and a 'Web Add' dropdown. The second row is 'AFRICAN AMERICAN HISTO...' with status 'Registered' and a 'None' dropdown. The third row is 'INV CRIT & CONT ISSUES IN...' with status 'Registered' and a 'None' dropdown. At the bottom right, a green 'Submit' button is circled in red.

Title	Details	Hours	CRN	Schedule Typ	Status	Action
INTRO TO ANTHROPOLOGY	ANTH 1102, 061	3	94728	Lecture	Pending	Web Add
AFRICAN AMERICAN HISTO...	AAS 1141, 018	3	93687	Lecture	Registered	None
INV CRIT & CONT ISSUES IN...	EDUC 2110, 006	3	81936	Lecture	Registered	None

Total Hours | Registered: 6 | Billing: 6 | CEU: 0 | Min: 0 | Max: 18

6.) To Drop a course from your schedule, select “Web Drop/Delete” from the drop-down menu next to the course. Click **Submit** and the course will be removed.

The screenshot shows the same 'Summary' window. The dropdown menu for the 'INV CRIT & CONT ISSUES IN...' course is open, showing 'Web Drop/Delete' selected. The 'Submit' button at the bottom right is circled in red.

Title	Details	Hours	CRN	Schedule Typ	Status	Action
AFRICAN AMERICAN HISTO...	AAS 1141, 018	3	93687	Lecture	Registered	None
INV CRIT & CONT ISSUES IN...	EDUC 2110, 006	3	81936	Lecture	Registered	Web Drop/Delete

Total Hours | Registered: 6 | Billing: 6 | CEU: 0 | Min: 0 | Max: 18

#### Helpful Tips:

- Please print your schedule to ensure you have correctly Added or Dropped courses. Click the **Schedule and Options** tab to see your current schedule and click the Print icon on the right.
- Add/Drop runs through Late Registration. After Add/Drop , students will only be able to Withdraw from registered courses. See the Academic Calendar for registration dates.

<https://registrar.gsu.edu/registration/semester-calendars-exam-schedules/>